



Newsletter



Headteacher's Message



Wow! What a term we have had at Kestrel House School! First, I would like to say a massive 'thank you' to all the staff who supported our learners at the Easter Camp. It was a great success and a lot of fun. This term, our topic is 'All aboard' where classes have been learning about road safety, different modes of transport, as well as using transport to get around the community. You will see how much fun the classes have had learning about this topic through sensory and motivating activities, including trips on the 'Floating Classroom'. It has been great to see so many classes going out in the local community developing their independence and social skills too.

As the weather warmed up, the paddling pools came out. Classes splashed and cooled themselves down and it was good to hear so much laughter coming from the playground. Classes celebrated Ramadan and Pride this term, to show how diverse our world is society and to appreciate our school's ethos and values. Waterloo Class continued to bake goods to sell in the Waterloo Shop. I can say the treats were healthy and tasty.

We had another unbelievable fun-filled Summer Fayre, where there was lots to do and eat. It was great to see so many families, friends and neighbours enjoy themselves, and the weather was on our side too. We celebrated 'Joy Day' in Priory Park with lots of running, throwing and catching games. Again this is a first for Kestrel House School and we did it in style. It has been a fun filled end of the year with lots of trips out to the London Aquarium, Golders Hill Park and Rowans, to celebrate a fantastic year. Thank you Sam for organising these events.



We have to say goodbye to three of our learners who will be transitioning to their new schools in September, they are Jenny, Ogulcan and Godwin..





Unfortunately, we will also be saying goodbye to some of our fabulous staff for pastures new this term



Olivia James – Speech and Language Therapist, will be leaving us after the amazing work she has done at Kestrel House School. Olivia knows the needs of the learners extremely well and has supported families and teachers with many different approaches.

Dilan Has – Therapies Assistant. Dilan has worked closely with the Wellbeing team to support our learners with specific interventions. Thank you, Dilan for your hard work and dedication.



Niassa Elliott-Brooks – Paddington Class Community Lead. Niassa has been a fabulous teacher in Paddington Class this year. She is passionate and cares so much about the learners. Her journey as an SEN Teacher will continue to go from strength to strength.

Joseph Jezard -Music Therapist. Joe has had a pivotal role in transforming how Music Therapy is delivered here at Kestrel House. You will hear his songs throughout especially when learners transition. Joe is patient when working with our learners and passionate when delivering training to staff. We wish you all the best for the future.



Finally, all that is left for me to say is a huge thank you to you, our families. I wish you all a great summer break!

See you all on Monday 5th September 2022.

Marc Cox – Deputy Head Teacher



Angel class

During summer term, we have been exploring the theme 'All aboard' through an interactive, sensory, creative, and personalised curriculum tailored to our EHCP outcomes




In literacy our sensory story was about travelling to Canada. We used ice and foam to experience what the weather looks and feels like in Canada. We practiced for our summer holidays by packing a suitcase and using the passports we made in creativity to get onto the plane.




We painted our passports then stuck our photo on it and signed it.



In maths some of the children are working on adding and subtracting sentences where the answer is the same both times. The rest of the learners have been writing the numbers 0 to 10 and sorting objects into groups.



In Science we have been doing experiments to explore the cause and effect of different materials to see whether they sink or float. The learners were given objects to put in water then had to choose whether they thought the object floated or sunk.






Hampstead class



This term we have been working hard on our Topic 'All aboard'



In Numeracy this term, we have still been learning about our numbers 1-10 and the quantity of each amount. There has been a lot of activity choice all based on transport



In Science, we have been investigating paper aeroplane gliders, wind up propellers and balloon powered boats.



In Literacy, we have been studying The Runaway Train by Benedict Blathwayt. We have been writing words from the story and answering questions by filling in the gaps. We have also continued to write words from last terms story too.



We had great fun in the sunshine going for some picnics





Paddington Class

Paddington class have been working hard this term on our topic 'All aboard'

For creativity we have been making our own boats from a variety of materials.



In our bucket sessions we have been making paper boats and blowing them to see how fast they can move.



In May Paddington class travelled by Taxi to Paddington Basin where we got on a boat called the floating classroom, we travel on the boat from Paddington Basin up the canal and back.






During literacy we have been following Tim in our sensory stories who travelled around the world using all different methods of transport and learnt about what we need to access each of them.



Paddington class have been exploring different transports to get to parks and shops across London. We have walked to parks where we have been learning about road safety. We have travelled by bus to parks and developed our skills of being a part of our community. We have ridden in taxis to parks exploring another mode of transport.





Victoria Class

This term Victoria class have been working hard learning about different types of transport to go with the topic 'All aboard'

In our sensory story Leaf man went on an adventure with Victoria class using different transports. We looked at busses, boats, trains, planes, and rockets.



We have been going to different parks in the area. We have walked, been on the bus and even got the train.



We have lots of fun being out in the community.





In creativity we use our PECs to communicate what colours we want to choose to decorate our different transport pictures.



In Victoria class we learn through exploring and through play. We have had fun looking at colours, shapes, and sizes in maths, making lemonade rockets in science and exploring different textures using warm and cold water and frozen fruit in chocolate.





Westminster class

In literacy, this term Westminster class have been doing the 'going on the bus sensory story. Westminster class engaged in the sensory story. The team used a model bus to help the children understand the story. Westminster class also used sensory sounds and songs to help engage the children. The children enjoyed the activity.




In maths and creativity, this term Westminster class have been using the children's colour symbols to choose a colour and create pictures and colourful work such as painting aeroplanes.



In life skills, the children in Westminster class have engaged in activities such as cooking different kinds of food and tooth brushing. The children have found these activities enjoyable.





In science, Westminster class have been doing the attention autism activities, involving matching the body parts in stage three of bucket time. The children have been engaging well in this science activity.



Westminster class have also enjoyed the outdoors this summer term. The children have liked going on trips to the parkland walk and Priory Park playground. The children enjoyed the facilities such as the sand pit to make sandcastles and the swings.






Pimlico class




In Pimlico Class, we have been using matching and tracing games to learn in Numeracy and Literacy. We have learned about coins and have learned to trace the words of different transports and matching different characteristics to the seasons.



In PHSE and Life Skills, we are brushing our teeth, practicing hair washing and making our own food such as pasta.




Pimlico Class really enjoy going out into the community for different activities. We like taking long walks and taking public transport around the area. We went out into the community to hand out flyers for the summer fair, going to the supermarket and having picnics in the park.






Waterloo Class

Waterloo Class have shown a huge interest in nature and animals; this year we have celebrated lots of special days, such as: Giraffe Day, Africa Day, Zebra Day and Turtle Day. The learners have also celebrated Earth Day and World Bee Day; these projects have involved lots of learning experiences across different subjects and lessons. The learners have been making lots of different artworks in Creativity Lessons and Attention Autism Bucket Sessions, we celebrated Bees in our Assembly, and the learners have developed their own understanding of how they can show respect for our planet. Waterloo Class are always keen to learn more about nature and the environment; they do understand that Bees help to protect the environment and that we all have to help look after our planet.




All the learners in Waterloo Class have made huge progress with their self-help skills this term. In the early part of the year, we focussed on toothbrushing skills and ran individual programmes, including cutlery use, hair care and toileting. These activities have had a huge impact on our class, and we have been able to offer further skills sessions as a whole class group.





Life Skills

In life skills we have continued to work on our fine motor skills through chopping ingredients to make Pizza, toasted wraps and past. We have also been working on washing up, folding tea towels and cleaning after our session.



P.E

We have been developing our fine and gross motor skills by doing lots of new sensory circuits in the hall, jumping onto mats, walking, and balancing on the benches, running around cones, playing parachute games, and throwing activities.





Occupational Therapy

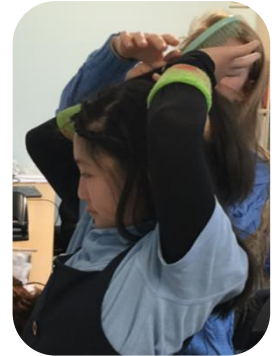
During the Summer Term, the Occupational therapist (OT) has continued to deliver therapy at a specialist level (1:1 therapy sessions) Enhanced level (individual programmes and small therapy groups) and a Universal level (whole school/class strategies and approaches).



This has included the continuation of specialist work using our sensory swing attachments to support regulation for certain learners,



It has also included continuing to support teachers in meeting specific education and health care plan outcomes through programmes they can follow throughout the week. This has included work to support establishing mealtime routines and developing personal care routines. In our OT based groups, we have continued work around self-care skills as part of the PSHE curriculum; with more learners working on their own meaningful goals around activities of daily living- such as working on their wiping skills, dressing, cutlery use and shoelace tying.



In our 'Survival Animals' group in Waterloo class, we have been exploring all the ways we can 'calm our tiger, our sloth, our rabbit, and our cheetah' so that we feel calm and relaxed in school.



On the playground, the Occupational Therapist Lucy and the Therapy Assistant Dilan have been focusing on ways we can provide more structured and motivating physical play opportunities through our new 'playground parties'. They have developed a range of resources and activities that are offered on a schedule at playtimes (e.g. group dances like the hokey cokey and the conga and group games such as duck duck goose, tug of war and parachute games and calming activities before going back into class) so that we can all continue to learn important communication, motor and regulation skills through our play; whilst also having a lot of fun!



Speech and Language

This term, the SaLT has been supporting learners to solidify their communication systems using PECS, and for others to transition to subject, verb, object core pointing boards. We have been ensuring that staff are well informed of the PECS with SCERTs phases used here at KHS, and that they feel confident enough to support their learners to access their communication systems effectively. This has supported learners to develop their expressive communication skills and enable them to access communication systems in all aspects of their school day, either during lunch time, class work, out in the community or in the playground.



We have also supported the development and progress of class-based interventions, such as attention autism and adult-child interaction, to help support to build key skills for our learners in the areas of attention, listening, play and engagement. Adult child interaction sessions have been successful in supporting learners to increase their interactions with their communication partner in a meaningful way.



In our attention autism sessions, learners have been engaging in activities that are both interesting and relate to their everyday lives. This includes activities relating to the changing seasons, holidays and events, and daily acti...

Toothbrushing



super simple printable
TOOTH BRUSHING GAME



toddler learning activity
<https://team-cartwright.com/preschool-tooth-brushing-activities/>

<https://7daysofplay.com/teeth-brushing-activity/>

- Draw or print A3 set of teeth and laminate. Colour in sections of teeth to mimic dirt/food. You can also use model teeth
- Either stick this to the wall or have on floor in front of YOU
- Children can take turns to come up and clean using a toothbrush
- Or you can do this yourself - for stage 2



Blooming puddle paper flowers
Stage 2/4


WHAT YOU NEED:
-Regular Printer Paper
-Markers or Crayons
-Container or Pan filled with 1-2 inches of Water (to make it more fun, I add blue food colouring to the water.)
-Blooming Puddle Paper Flower Printable.
<https://thematerialshelbygirl.com/wp-content/uploads/2018/06/Blooming-Puddle-Flowers-Printable-1.pdf>



INSTRUCTIONS:

- 1) Print the free Blooming Puddle Paper Flower Printable above.
- 2) Have your kids colour the paper flowers with crayons or markers (page 4) or the adult will colour (page 2) if using markers, let the paper dry before doing this activity.
- 3) Cut the flowers out around the black outline.
- 4) Fold the flower petals into the centre. Do not crease the petals too tightly, just loosely fold the petals or they will not open well.
- 5) Have child/adult gently place each flower into the water and watch it bloom!

We have been supporting learners to share their news about activities they have been doing at home or at school. Learners have been using visuals to structure their stories and to share this with their staff and peers during Literacy. This has helped to support our learners to build confidence in their conversational and social skills.





Events

We have had lots of great activities going on this term. We had our summer fayre, Joy Day at the park and we went on some fun trips to the Aquarium, Bowling and to Golders Hill Park. We had Joy day at Priory park and the whole school celebrated International day with yummy food from the different cultures we have in the school.





MAKING A DIFFERENCE EVERY DAY

